


















# Apps and Software Ideas for Developing Touch Screen Skills

Name	Features	Icon	Windows Software	ipad App	Android App
<b>Key 1 and 2: Experimental Learning and Making Something Happen</b>					
<b>Inclusive Technology</b> <b>Big Bang</b>	Collection of cause and effect activities with music, sounds and movements, including bubbles, stars, fireworks and colours.		√		
<b>Cognable Range</b> <b>Cause and Effect Sensory Lightbox</b> <b>Cause and Effect Sensory Soundbox</b>	Range of cause and effect apps that provide animations and sound play when screen is touched. There are a range of different scenes to choose from.			√	√
<b>HelpKidzLearn</b> <b>Big Bang Patterns</b>	Cause and effect app that provides patterns and sounds when the screen is touched. Specifically designed for low vision.		√ (Available through online subscription)	√	√
<b>HelpKidzLearn</b> <b>Hidden Grid</b>	Touch anywhere on the black screen to make sounds, bright lights and shapes.		√ (Available through online subscription)	√	√
<b>Trigger Wave Range</b> <b>Pocket Pond</b>	The fish and water move and make noise wherever the screen is touched.			√	
<b>Drumkit</b>	Touch anywhere on the screen to hit the drums and make noise.		√	√	
<b>RadSounds</b> <b>Cause/Effect</b>	Touch anywhere on the screen to have music play from your music library. There is a timed mode, where the music plays for a specified number of seconds.			√	

Name	Features	Icon	Windows Software	ipad App	Android App
<b>Key 3: Mastering Skills for Access: Touchscreen Specific Skills: Targeting</b>					
<b>Tarheel Reader</b> Tarheelreader.org	Read others books or create your own. Press a button to turn the pages of the book or go back.		√ (Available online)	√ (Available online)	√ (Available online)
<b>EZ Tunes</b>	Play the music in your music library by touching a large 'play' or 'next song' button.			√	
HelpKidzLearn <b>Peeping Musicians</b>	Touch the musician to have them play a tune. The musician will move to a different spot on the screen each time.		√ (Available through online subscription)	√	√
HelpKidzLearn <b>Touch to Jump</b>	Touch the person multiple times to have them jump across the screen. When they jump into the spotlight they will play a tune. The size of the target and difficulty can be adjusted.		√ (Available through online subscription)	√	√
HelpKidzLearn <b>Big Trucks</b>	Touch the truck to make it move.		√ (Available through online subscription)	√	√
Inclusive Technology <b>Target and Touch Patterns</b> <b>Target and Touch Music</b>	Touch targets on the screen to release patterns or music. Settings can be adjusted to change the difficulty of the targeting.		√		

Name	Features	Icon	Windows Software	ipad App	Android App
<b>Key 3: Mastering Skills for Access: Touchscreen Specific Skills: Advanced Touch Commands (Swiping, pinching, dragging and dropping).</b>					
<b>Mr Potato Head: Create and Play</b>	Drag and drop body parts and clothes to make a Mr Potato Head.			√	
<b>PuppetPals</b>	Drag and move characters and record your voice to make a story. Your story can then be replayed or saved for later.			√	
<b>Fingerpaint</b>	Select your colour and drag your finger across the screen to paint. Music and sound effects optional.			√	√
<b>Pictello</b>	Make your own stories or download Tarheel reader stories. Swipe to turn the pages of the book.			√	
<b>Pinch Peeps</b>	Pinch together matching pairs for rewards.			√	
<b>SwitchIt! Jigsaw Maker 2</b>	Complete jigsaw puzzles. The difficulty of the jigsaw and the touch skills needed can be adjusted in settings. You can watch the jigsaw pieces appear, touch a piece to have it put in the jigsaw or select a piece and drag and drop it to its correct position.		√		

Name	Features	Icon	Windows Software	ipad App	Android App
<b>Key 4: Choosing Independently</b>					
HelpKidzLearn <b>Racing Cars</b>	Choose a racing car from a choice of three to join the racetrack. Then watch them race.		√ (Available through online subscription)	√	√
HelpKidzLearn <b>Chooselt Maker 3</b>	Create personalised activities for the student to make choices or answer questions. The number of choices offered can be changed.		√	√ (Resources made on your online account can be downloaded to the app)	√ (Resources made on your online account can be downloaded to the app)
HelpKidzLearn <b>Choose and Tell Range</b> - Fairytales - Legends	Choose a character and aspects of the story to create a personalised story that is played out on the screen. 2 or 3 choices can be offered at each time.		√		
<b>SoundingBoard</b>	Create simple communication or choice boards. The number of choices provided can be adjusted. Some pre-made boards are also available.			√	
Inclusive Technology <b>My Zone</b>	An application launcher to simplify access to the computer. Program the launcher to only show files/ games that the student will need to access.		√		
<b>Key 5: Independently accessing a range of functional activities</b>					
Use functional activities in day to day tasks (literacy, communication, maths, daily living).					

## Useful websites for additional touchscreen resources

<http://www.ianbean.co.uk>

<http://tarheelreader.org/>

<http://www.helpkidzlearn.com/>

<http://www.shinylearning.co.uk/freegames/>